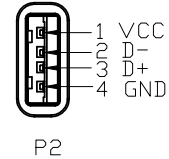
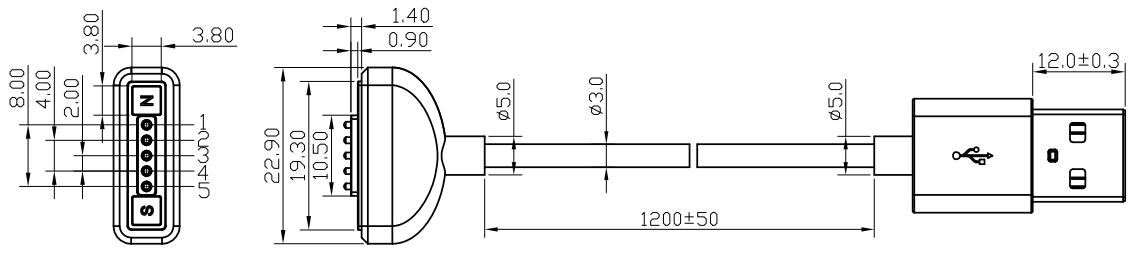


REV	ECN NO.	DETAILS	BY	DATE
1				
2				
3				

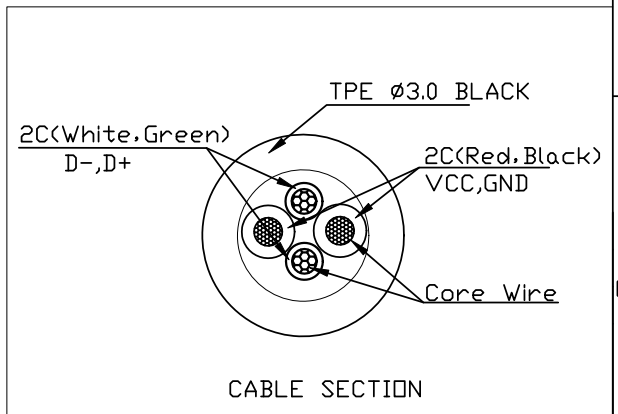
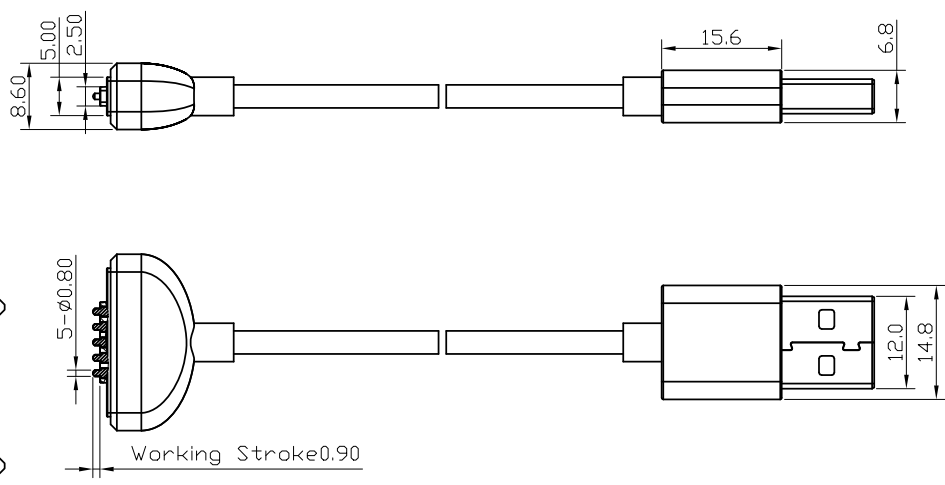


Technical Specification:

- 1.0 a. 100%Open/Short test.
 - b. ON-resistance: 3 Ω (max).
 - c. Insulation Resistance: 300V/DC 10M Ω (min).
- 2.0 Swing Test: 500g Lifting Weight, \pm 60 Degrees
- 3.0 Times/min 2000 Times, OK.
- 3.0 Rated Voltage (Pin contact): 5Volts.
- 4.0 Rated Current (Pin contact): 2A.
- 5.0 Salt Spray Test: 5% Salt Spray Concentration, Temperature 35°C, Test Time 24 Hours, No Corrosion.
- 6.0 Working Stroke Δ n Single PIN:
 - 1)Press Stroke 0.9mm (Per Contact): 30gf \pm 10gf;
 - 2)Contact Resistance: 30m Ω Max. Before Fest;
 - 3)Life Cycle Test: 10,000 Cycles Min, 60 Cycles/Min.
- 7.0 Operating Temperature Range: -30~+85°C.
- 8.0 Environmental Requirements: RoHS2.0.
- 9.0 1um \approx 40u".

Wiring Diagram

P1	P2
3 Red	1(VCC)
2 White	2(D-)
4 Green	3(D+)
1.5 Black	4(GND)



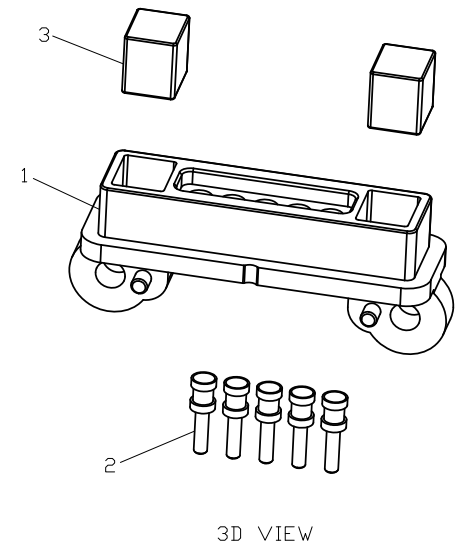
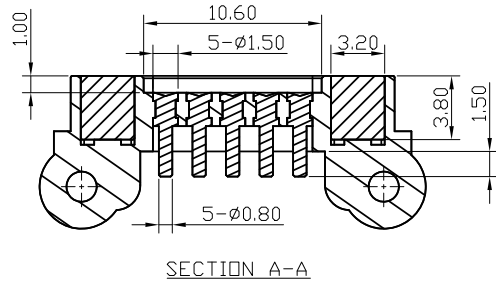
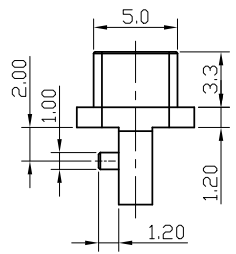
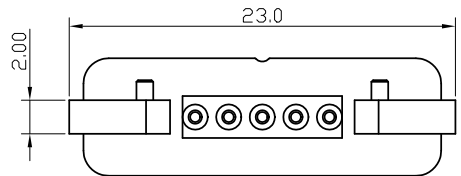
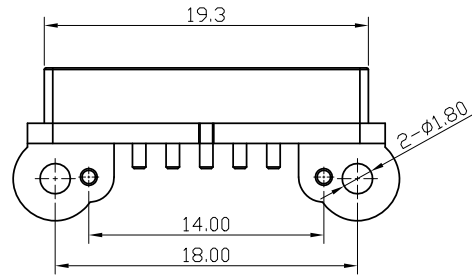
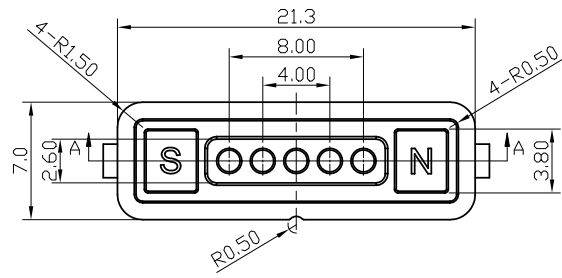
8	External Molding Plastic	10g	TPE Black
7	Internal Molding Plastic	8g	PE Transparent
6	USB2.0 Plug	1pcs	PBT White+Brass+SPCC	Pin Gold Plating G/F, Iron Shell Nickel Plating
5	Wire rod	1.24m	TPE Black	OD:3.0
4	Magnet	2pcs	N52	Nickel 3.0um Min Plated	3.8*3.8*3.8
3	PCB	1pcs	FR-4	Lead free tin spraying	13.5*3.5*0.8
2	Pogo Pin	5pcs	Leaded Brass	Gold 0.125um min plated over 1.25~3.0um Nickel	ϕ 1.5*7.8
1	Housing	1pcs	PA9T Black
Item	Part Name	Q'TY	Material	Finish	Remark

*UNLESS OTHERWISE STATED ALL DIMENSIONS ARE IN MILLIMETRES
 LINEAR TOLERANCE:
 X: \pm 0.20 .X: \pm 0.15 .XX: \pm 0.10
 X*: \pm 2° .X*: \pm 0.5°
 Pomagtor
 Website:www.pomagtor.net

POMAGTOR
 POGO PIN - 16 YEARS OF PROFESSIONAL
 Magnetic connection-professional for customization

TITLE	Magnetic Connecting Cable	REV	A0	DRAWN BY	CHECKED BY	APPROVED BY
SPEC	TK5P-1/M To USB A/M L=1.2M	SCALE	1	Lemon	Qingsong	Eidson
PART NO	HY900.0502000120-01	UNIT	mm			
VEIW ANGLE		DATE	21/01/13			
		SHEET	1 of 1			

REV	ECN NO.	DETAILS	BY	DATE
1				
2				
3				



Technical Specification:

- Electrical Characteristics:
 - Rated Voltage (PIN Contact): 5Volts.
 - Rated Current (PIN Contact): 2A.
 - Insulation Resistance: 100MΩ min.
 - Dielectric Withstand Voltage: 100V AT 60Hz.
 - Contact Resistance: 30mΩ Max. Before Test And 60mΩMax. After Test.
- Salt Spray Test: 5% Salt Spray Concentration, Temperature 35°C, Test Time 48 Hours, No Corrosion.
- Working Temperature Range: -30~+85°C.
- Environmental Requirements: RoHS2.0.
- 1um~40u".

3	Magnet	2pcs	N52	Nickel 3.0um min plated	3.8*3.2*3.8
2	Pin	5pcs	Leaded Brass	Gold 0.125um min plated over 1.25~3.0um Nickel	Ø1.5*5.0
1	Housing	1pcs	PA9T Black
Item	Part Name	Q'TY	Material	Finish	Remark

*UNLESS OTHERWISE STATED ALL DIMENSIONS ARE IN MILLIMETRES
 LINEAR TOLERANCE:
 X±0.20 .X±0.15 .XX±0.10
 X°±2° .X°±0.5°
 Pomagtor
 Website:www.pomagtor.net

POMAGTOR
 POGO PIN - 16 YEARS OF PROFESSIONAL
 Magnetic connection-professional for customization

TITLE	Magnetic Connector	REV	A0	DRAWN BY	CHECKED BY	APPROVED BY
SPEC	TK5P-1/F PH2.0 With Screw Hole	SCALE	1	Lemon	Qingsong	Eidson
PART NO	HY910.MF05050200-01	UNIT	mm			
VEIW ANGLE		DATE	21/01/07			
		SHEET	1 of 1			