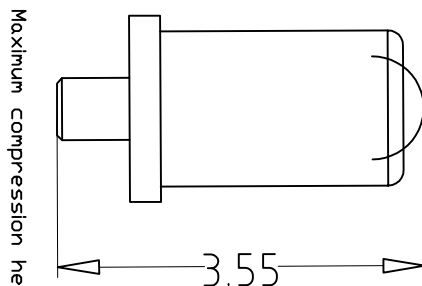
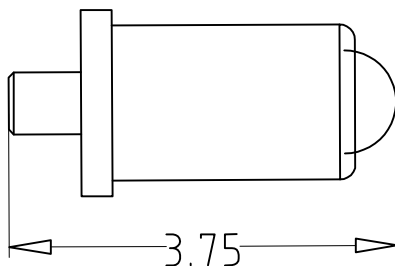
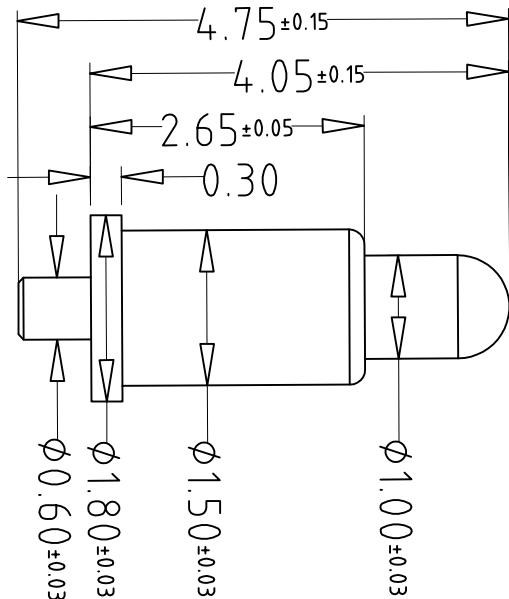
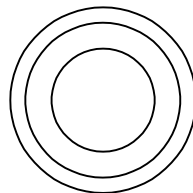


REV	ECN NO.	DETAILS	BY	DATE
1	AD	The new version was released	Qiaoyun	2018.04.21
2				
3				



- NOTES:**
- 1.0 PLATING:
 - 1) Contact plating: brass Au50° over 50u-120u° Ni
 - 2) Contact solder area plating: brass Au 7u° over 50u-120u° Ni
 - 3) Spring: SUS AU3U
 - 2.0 Rated Voltage/Per Contact: 5 Volts
 - 3.0 Rated Current/Per Contact: 1.0A
 - 4.0 Insulation Resistance: 100MΩ minimum
 - 5.0 Dielectric Withstanding Voltage: 100V at 60HZ
 - 6.0 Contact Resistance: 30mΩ maximum before test and 60mΩ maximum after test at pogo pin working stroke
 - 7.0 Recommended Working Stroke&Force:
 - 1) Stroked 7mm/Per Contact: 40gf±15gf
 - 8.0 Mechanical life:
 - 1) Mechanical life: 10,000 Cycles Min
 - 9.0 Working Temperature Range: -30~85°

*UNLESS OTHERWISE STATED
ALL DIMENSIONS ARE IN
MILLIMETRES
LINEAR TOLERANCE:
X±0.20, X±0.15, XX±0.10
X°±2°, X'±0.5°*
Pomogtor
Website: www.pomogtor.net

POMOGTOR
POGO PIN - 16 YEARS OF PROFESSIONAL
Magnetic connector - professional for customization

Item	QTY	Remark
4	-	-
3	-	-
2	-	-
1	-	-
		Finish

ITEM	REV	SCALE	UNIT	DATE	SHEET
S/N	A4 <td>1</td> <td>mm <td>2018/04/21</td> <td>1 of 1</td> </td>	1	mm <td>2018/04/21</td> <td>1 of 1</td>	2018/04/21	1 of 1
R.D.S/N					
VEIW ANGLE					

ITEM	REV	SCALE	UNIT	DATE	SHEET
POGOPIN	A4	1	mm	2018/04/21	1 of 1

ED

BY

DRAWN BY

CHECKED BY

APPROV BY

Qiaoyun