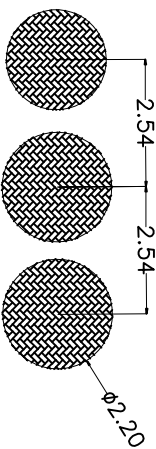
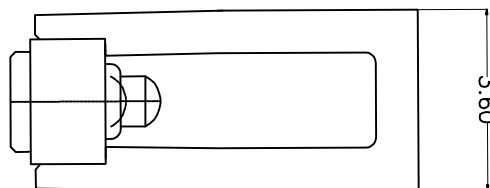
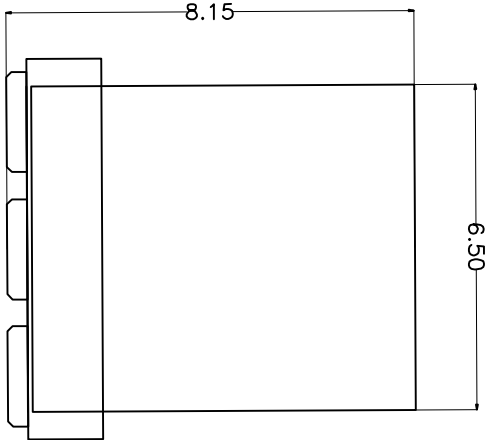
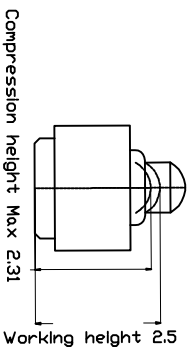
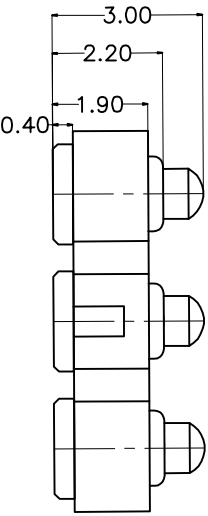
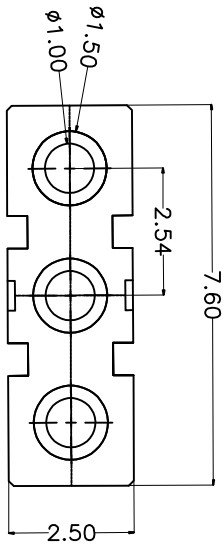


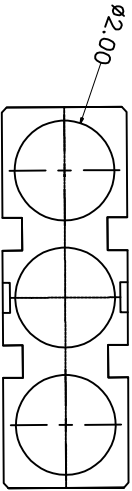
NOTES:
 1) CONTACT plating/brass Au10u'over 50-80u' Ni
 2) Spring: SUS304
 3) Housing: PA46 265MAX
 4) Cover: PA46

20 Rated voltage(Per Contact): 12 Volts
 30 Rated Current(Per Contact): 0.5A maximum
 40 Insulation Resistance: 100MEGΩMS Minimum
 50 Dielectric Withstanding Voltage: 100VRMS AT 60HZ
60 Contact Resistance: 30mΩ maximum before test and 60mΩ maximum after test at pogo pin working stroke
 70 Recommended Working Stroke&Force:
 1) Stroke 0.4mm(Per Contact)±0.01mm max
 80 Mechanical life:
 1004mm(Mechanical life)±30,000 Cycles Min
 90 Working Temperature Range: -30~85°



PCB LAYOUT

Layout Tolerance: ±0.050mm



REV	ECN NO.	DETAILS	BY	DATE
1	AD	The new version was released		2014.8.15
2				
3				

Item	Part number	Material	Finish	QTY	Remark
4	-	-	-	-	-
3	-	-	-	-	-
2	-	-	-	-	-
1	-	-	-	-	-

*UNLESS OTHERWISE STATED
 ALL DIMENSIONS ARE IN
 MILLIMETRES
 LINEAR TOLERANCE:
 X±0.20 .X±0.15 .XX±0.10
 X*±2° .X*±0.5°*
 Pomaqtor
 Website:www.pomaqtor.net

POMAGTOR
 16 YEARS OF PROFESSIONAL
 Magnetic connector - professional for customization

ITEM	3PIN pogo pin connector	REV	A4	DRAWN	CHECKED	APPROV
S/N.	HY91-00007-004	SCALE	1	BY	BY	BY
RD.S/N.	-	UNIT	mm			
VELV ANGLE		DATE	2014/8/15			
		SHEET	1 of 1			